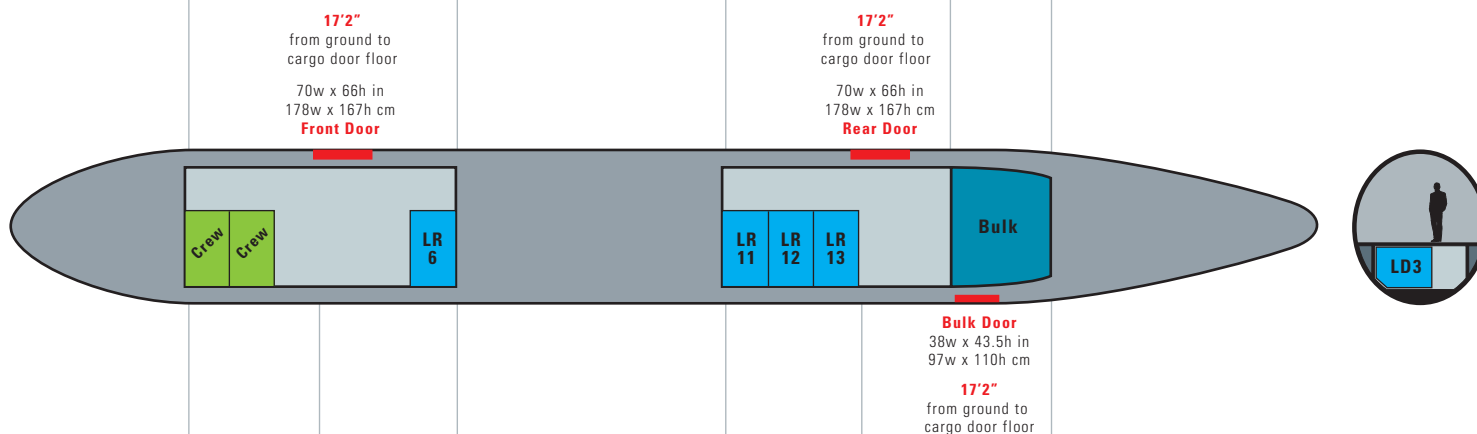


# 767

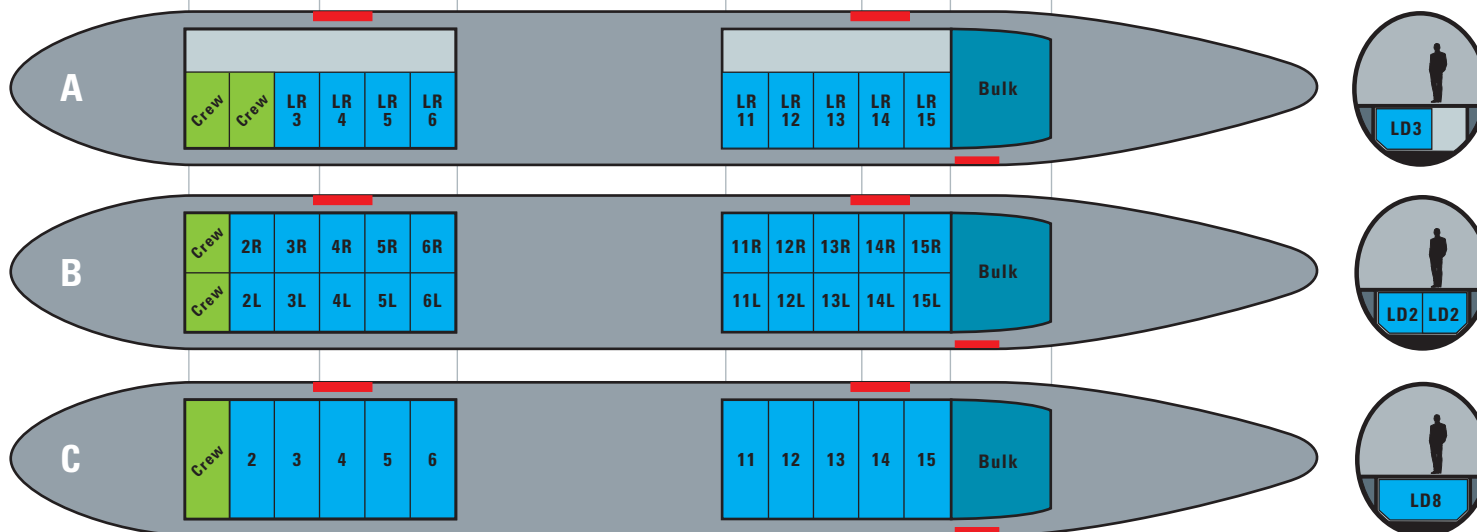
## N767MW Cargo Layout

<b>Load Capacity</b>	16,200 lb 7,348 kg	16,200 lb 7,348 kg	16,200 lb 7,348 kg	10,800 lb 4,899 kg	6,450 lb 2,925 kg
	F1	F2	R3	R4	R5
<b>Cargo Hold Temperature Range</b>	40-50 F 4-10 C	40-50 F 4-10 C	40-50 F 4-10 C	40-50 F 4-10 C	Normal 50-60 F / 10-16 C Vent 65-75 F / 18-24 C

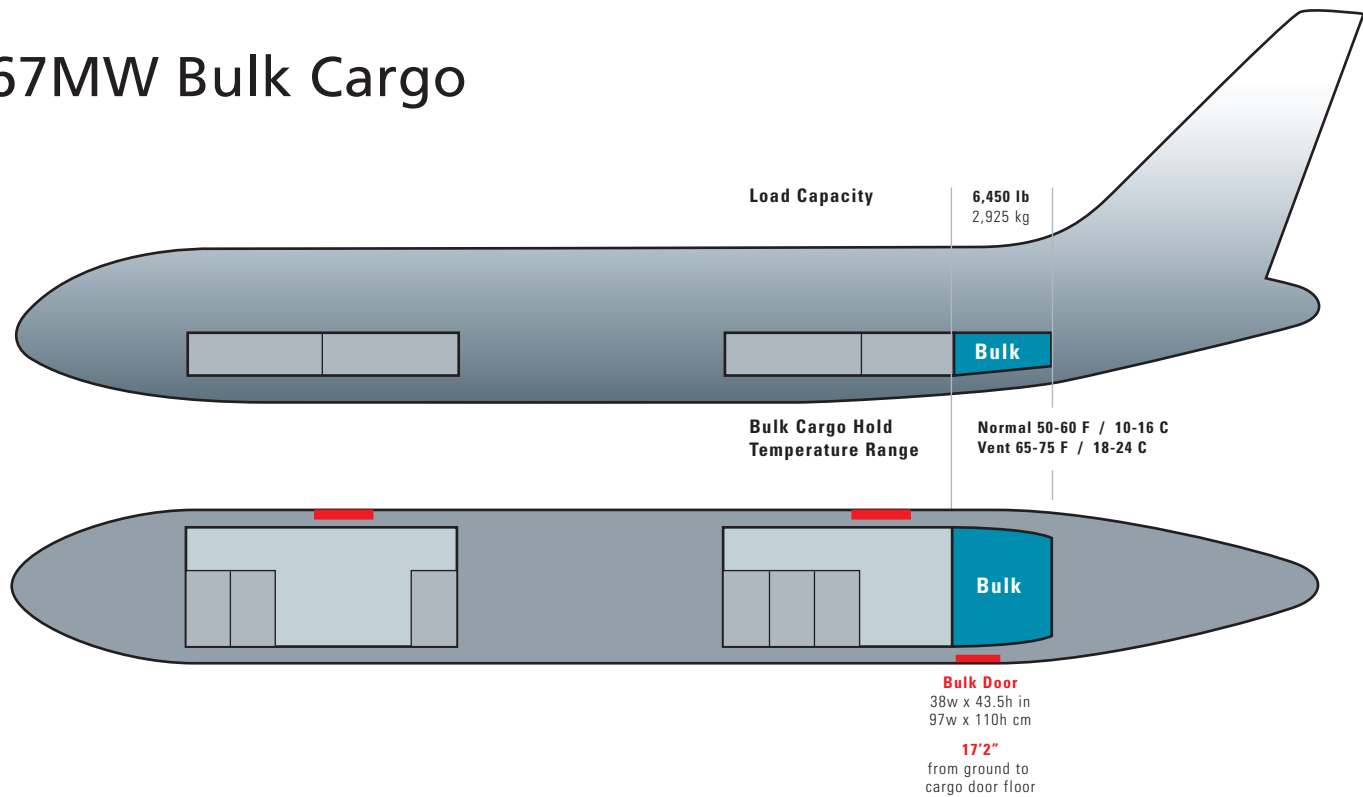
### Standard Cargo Layout



### Optional Cargo Layouts



# 767 N767MW Bulk Cargo



**Package Size Table (Bulk)**

		Inches						
		Centimeters						
<b>H</b>	47.2	119						
	119	302						
	46.6	119	119					
	118	302	302					
	45.5	119	119	119				
	115	302	302	302				
	42	119	119	119	119	119		
106	302	302	302	302	302			
35.7	119	119	119	119	119			
90	302	302	302	302	302			
20	119	119	119	119	119	119		
50	302	302	302	302	302	302		
10	119	119	119	119	119	119	119	
25	302	302	302	302	302	302	302	
5	119	119	119	119	119	119	119	
12	302	302	302	302	302	302	302	
<b>L</b>	5	10	20	30	35	36	36.6	
	12	25	50	76	88	91	93	
		<b>W</b>						

**Bulk Compartment Dimensions**

